


















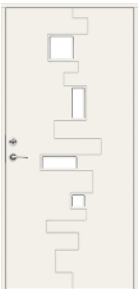







## ANNEX 1. PRODUCT NAMING STATEMENT

### ADVANCE-LINE CHARACTER

|                                |   |   |   |   |   |   |   |
|--------------------------------|---|---|---|---|---|---|---|
|                                |    |    |    |    |    |    |    |
| <b>Market name</b>             | BEAT  | BRICK   | CHARMED   | CIFRO   | COSMOS  | DICE  | DIGITS  |
| <b>Internal system name</b>    | 2090 W402   | 2090 W416   | 2206 W206   | 2212 W212   | 2090 W406   | 2090 W418   | 2202 W202   |
| <b>Glass area (of doorset)</b> | 12,32%  | 26,27%  | 4,31%   | 6,57%   | 19,98%  | 19,98%  | 6,57%   |
|                                |   |   |   |   |   |   |   |
| <b>Market name</b>             | DOMINO  | DOTS  | DROP  | IDENTITY  | LEON  | LILLY   | LUNA  |
| <b>Internal system name</b>    | 2090 W412   | 2216 W216   | 2090 W401   | 2090 W415   | 2215 W215   | 2208 W208   | 2090 W403   |
| <b>Glass area (of doorset)</b> | 36,96%  | 19,98%  | 12,32%  | 32,12%  | 19,98%  | 4,31%   | 4,31%   |
|                                |  |  |  |  |  |  |  |
| <b>Market name</b>             | OCEAN   | ORBIT   | ORCHID  | PIXEL   | PRISMA  | PULSE   | SQUARE  |
| <b>Internal system name</b>    | 2205 W205   | 2209 W209   | 2211 W211   | 2090 W414   | 2090 W411   | 2203 W203   | 2090 W413   |
| <b>Glass area (of doorset)</b> | 4,31%   | 4,31%   | 21,75%  | 12,32%  | 12,40%  | 21,75%  | 39,96%  |
|                                |  |  |  |  |   |   |   |
| <b>Market name</b>             | STEP  | TAJO  | TONE  | TOWER   |   |   |   |
| <b>Internal system name</b>    | 2090 W404   | 2090 W405   | 2207 W207   | 2090 W417   |   |   |   |
| <b>Glass area (of doorset)</b> | 4,31%   | 19,98%  | 4,31%   | 19,98%  |   |   |   |

## ADVANCE-LINE CLASSIC



Market name  
Internal system name  
Glass area (of doorset)

ALBINONI  
1891 W85  
3,38%

BACH  
1901 W47  
20,71%

BERLIOZ  
2090 W82  
4,79%

BIZET  
1894 W71  
13,21%

BRAHMS  
1894 W12  
23,31%

CASTILLA  
2090 W12  
23,31%

CHOPIN  
1912 W60  
5,30%



Market name  
Internal system name  
Glass area (of doorset)

CLEMENTI  
1881 W82  
4,79%

CORELLI  
1881 W48  
20,71%

DEBUSSY  
1881 W91  
15,36%

DELIUS  
1881 W45  
15,36%

HANDEL  
1923 W82  
4,79%

IVES  
1850 W72  
12,89%

MOZART  
1916 W60  
5,30%



Market name  
Internal system name  
Glass area (of doorset)

MONTEVERDI  
1881 W35  
20,71%

ROSSINI  
1881 W94  
13,46%

SATIE  
1852 W74  
12,89%

SCARLATTI  
1881 W98  
3,55%

SCHUBERT  
1923 W38  
4,78%

SCHUMANN  
1940 W85  
3,38%

SCOTT  
1918 W91  
15,36%






























Market name  
Internal system name  
Glass area (of doorset)

SMETANA  
1850 W35  
20,71%

WAGNER  
1885 W45  
15,36%

## ADVANCE-LINE FUNCTION

|                                |   |   |   |   |   |   |   |
|--------------------------------|---|---|---|---|---|---|---|
|                                |    |    |    |    |    |    |    |
| <b>Market name</b>             | ADRIA   | AMAZON  | AMUR  | ANGARA  | ARAFURA   | ARAL  | ARGUN   |
| <b>Internal system name</b>    | 1894 W24  | 2090 W69  | 2090 W85  | 1894 W84  | 2090 W86  | 1894 W16  | 2090 W14  |
| <b>Glass area (of doorset)</b> | 5,99%   | 13,29%  | 3,38%   | 3,38%   | 4,32%   | 33,18%  | 28,25%  |
|                                |    |    |    |    |    |    |    |
| <b>Market name</b>             | AZOV  | BALTIC  | BENGAL  | BISCAYA   | BOTNIA  | CARIBBEAN   | CASPIAN   |
| <b>Internal system name</b>    | 2050 W70  | 1894 W05  | 2071 W90  | 1893 W68  | 2090 W80  | 2090 W78  | 1894 W18  |
| <b>Glass area (of doorset)</b> | 9,26%   | 1,04%   | 1,89%   | 5,16%   | 7,08%   | 5,68%   | 38,11%  |
|                                |  |  |  |  |  |  |  |
| <b>Market name</b>             | COMO  | CONGO   | CORAL   | ELBE  | ERIE  | EUFRAT  | FRASER  |
| <b>Internal system name</b>    | 1894 W14  | 2090 W33  | 1894 W68  | 2090 W55  | 2090 W10  | 2090 W18  | 2090 W84  |
| <b>Glass area (of doorset)</b> | 28,25%  | 41,07%  | 5,16%   | 19,11%  | 1,42%   | 38,11%  | 3,38%   |
|                                |  |  |  |  |  |  |  |
| <b>Market name</b>             | FUNDY   | HUDSON  | INDUS   | JAVA  | KARA  | LIGURIA   | MARMARA   |
| <b>Internal system name</b>    | 1893 W24  | 2090 W68  | 2090 W67  | 2053 W63  | 2051 W67  | 1896 W70  | 1896 W87  |
| <b>Glass area (of doorset)</b> | 5,99%   | 5,16%   | 5,16%   | 5,31%   | 5,16%   | 9,26%   | 7,08%   |

## ADVANCE-LINE FUNCTION



**Market name**  
**Internal system name**  
**Glass area (of doorset)**

MICHIGAN  
2090 W89  
2,84%

NIGER  
1893 W77  
1,89%

NILE  
2090 W23  
5,99%

ORINOCO  
1894 W22  
5,99%

PAMLICO  
1893 W95  
5,87%

SALTON  
2090 W57  
11,74%

SARGASSO  
1930 W67  
5,16%



**Market name**  
**Internal system name**  
**Glass area (of doorset)**

SOLOMON  
2054 W57  
11,74%

SUEZ  
2070 W89  
2,84%

SULU  
2090 W58  
14,68%

TAHOE  
2090 W77  
1,89%

TIGRIS  
2090 W16  
33,18%

TOBOL  
1894 W85  
3,38%

VANERN  
1894 W13  
25,78%



**Market name**  
**Internal system name**  
**Glass area (of doorset)**

VOLGA  
2090 W22  
5,99%

WADDEN  
1848 W71  
13,21%

## CUSTOMISED



Market name  
Internal system name  
Glass area (of doorset)

1850 W73  
12,89%

1893 W22  
5,99%

1893 W95  
5,87%

1894 W10  
1,42%

1894 W23  
5,99%

1894 W55  
19,11%

1894 W62  
1,06%



Market name  
Internal system name  
Glass area (of doorset)

1894 W64  
1,04%

1894 W69  
13,29%

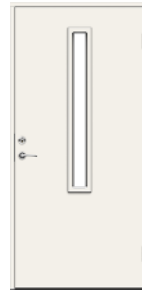
1894 W72  
12,89%

1894 W73  
12,89%

1894 W77  
1,89%

1894 W82  
4,79%

1894 W83  
2,01%



Market name  
Internal system name  
Glass area (of doorset)

1894 W89  
2,84%

1894 W90  
1,89%

PACIFIC  
2090 W05  
1,04%

2090 W13  
25,78%

2090 W24  
5,99%

2090 W62  
1,06%

DONAU  
2090 W64  
1,04%



Market name  
Internal system name  
Glass area (of doorset)

2090 W71  
13,21%

2090 W72  
12,89%

2090 W75  
41,41%

2090 W83  
2,01%

2090 W95  
5,88%

## CLEVER-LINE/BASIC



Market name  
Internal system name  
Glass area (of doorset)

B0028  
B028  
6,77%

P-200  
B06  
4,17%


P-400  
B08  
19,35%

P-500  
B09  
11,85%

P-600  
B25  
12,13%

P-700  
B13  
12,13%

P-710  
B054  
12,13%



Market name  
Internal system name  
Glass area (of doorset)

P-900  
B23  
2,86%

P-1000  
B22  
3,46%

P-1100  
B24  
1,45%

P-1400  
B053  
2,86%

P-1700  
B066  
5,71%

B03  
4,17%

B16  
1,45%



Market name  
Internal system name  
Glass area (of doorset)

B51  
12,13%